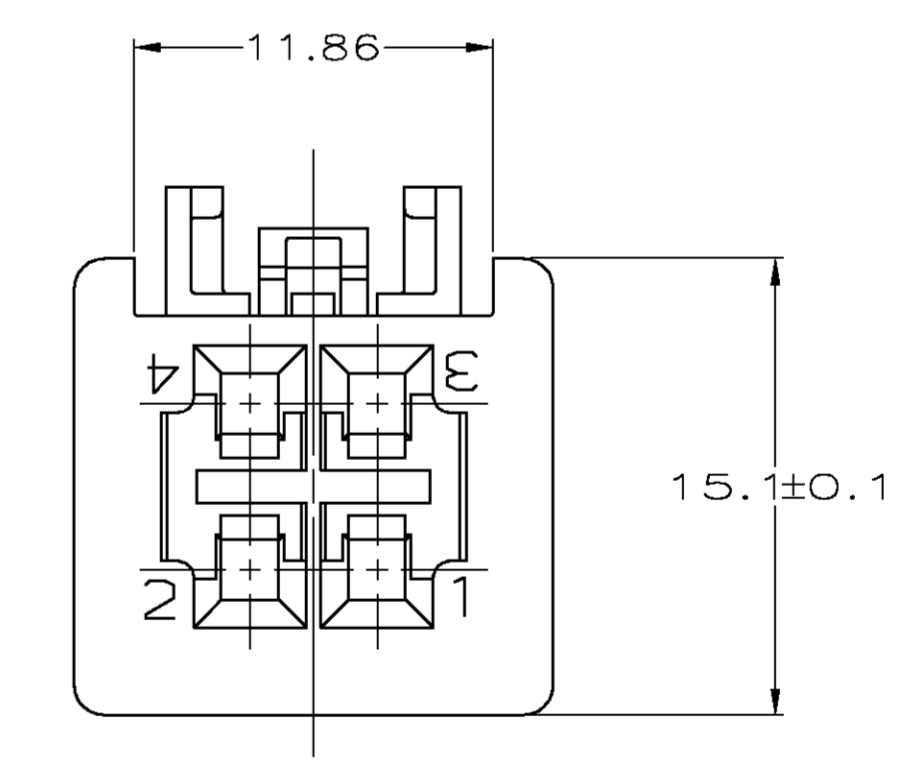
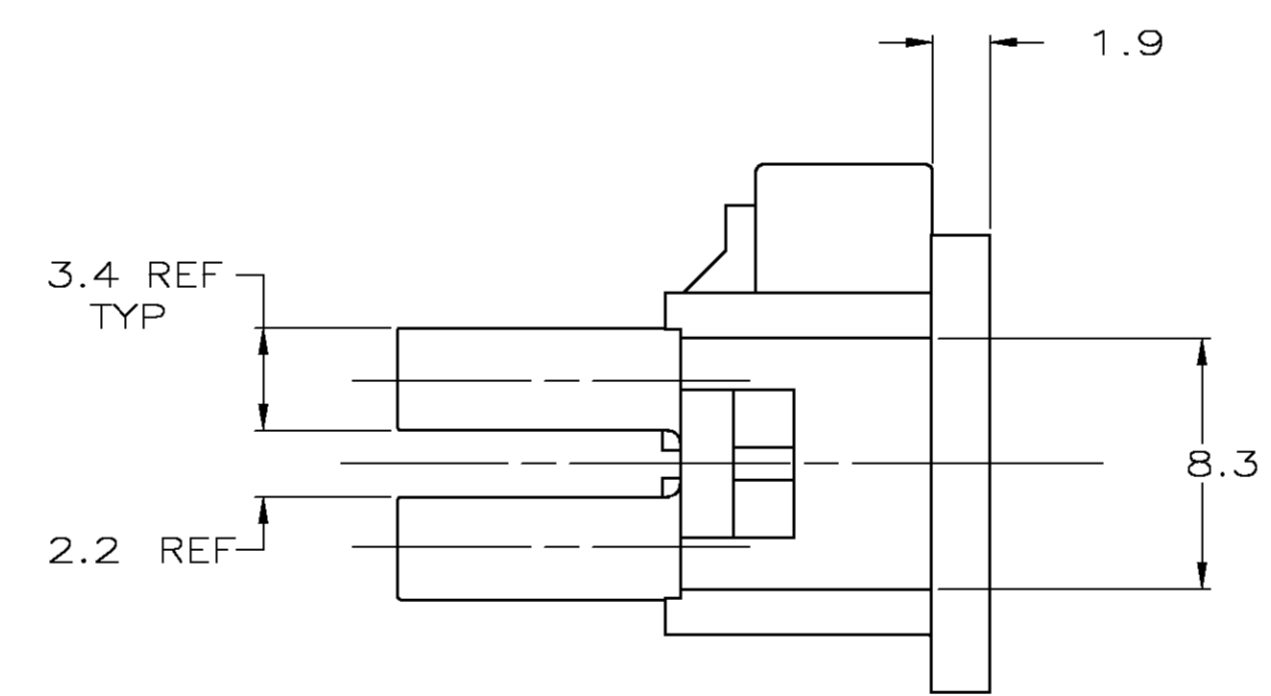
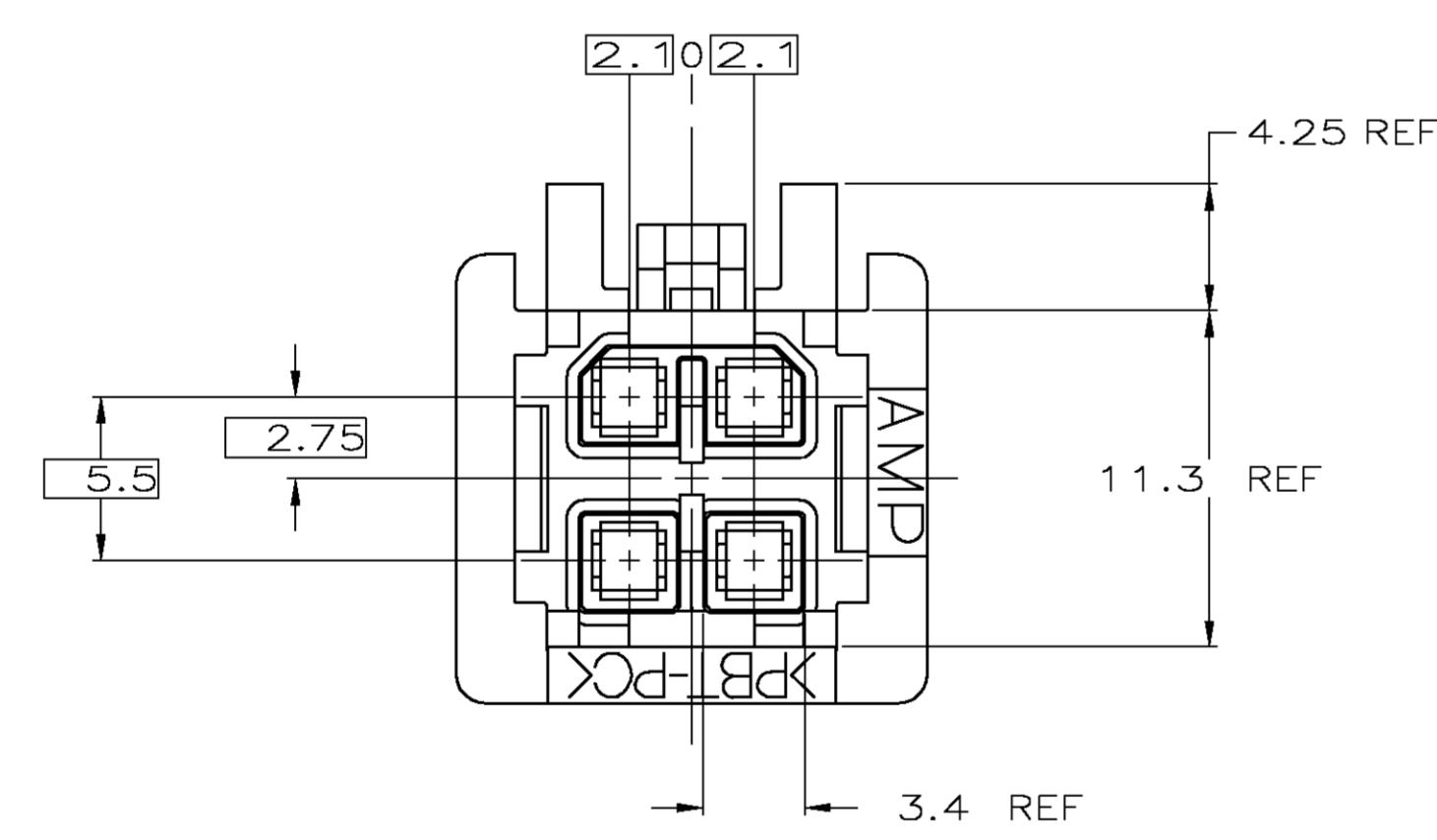
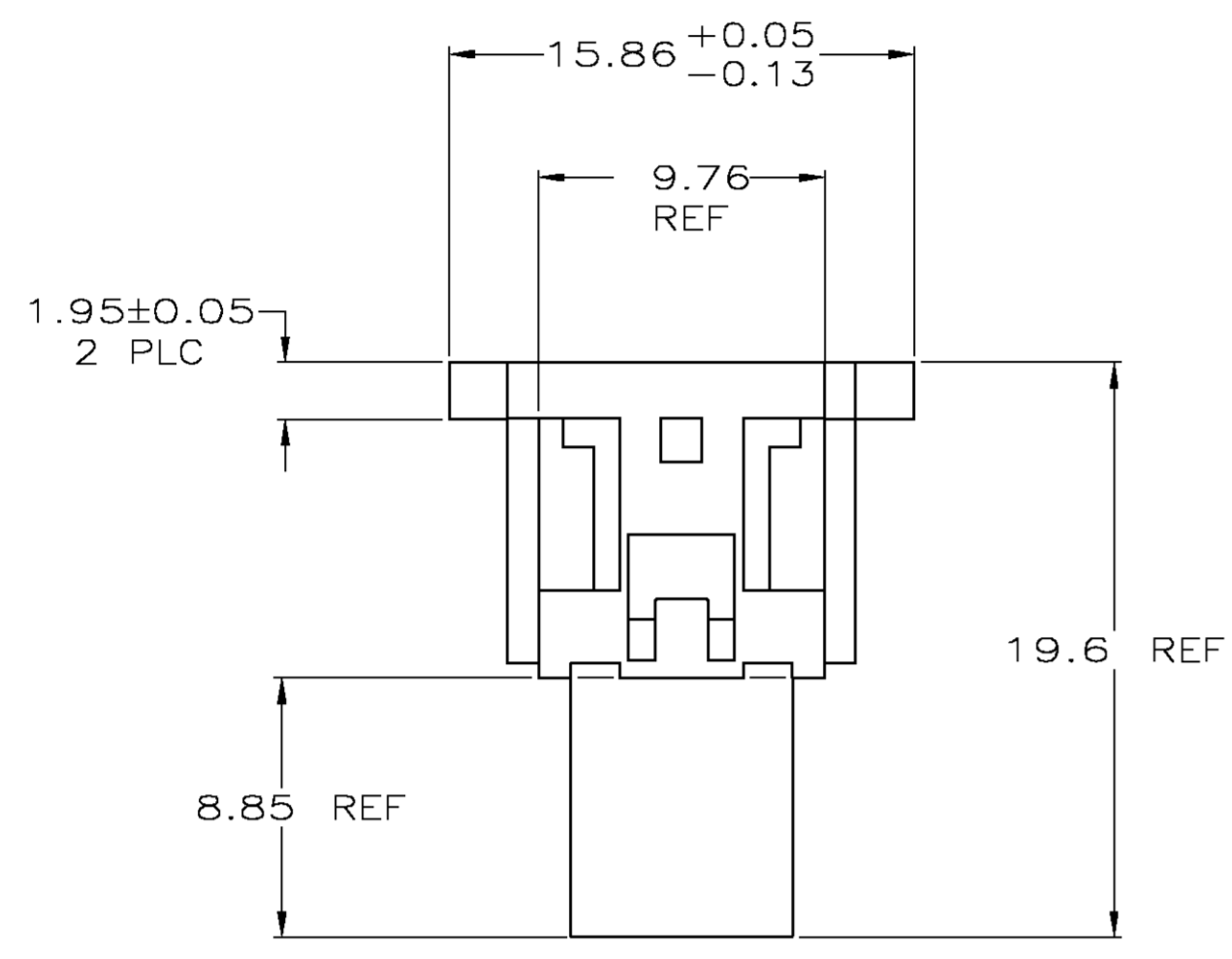


| LOC |     | DIST                              |           | REVISIONS |      |  |  |
|-----|-----|-----------------------------------|-----------|-----------|------|--|--|
| P   | LTR | DESCRIPTION                       | DATE      | DNW       | APVD |  |  |
| F   |     | REVSD & REDWN PER EC 0512-0202-04 | 11 AUG 04 | AWF       | AWF  |  |  |

- FOR USE WITH AMP-DUAC™ SOCKET CONTACTS (EX: 794138-2, 794139-2, 794140-2, 794416-1, 794417-1, 794418-1). TERMINAL MUST BE INSERTED INTO RECEPTACLE HOUSING SO THAT THE TOP OF THE WIRE AND INSULATION CRIMPS FACE THE INTERIOR OF THE HOUSING.
- FOR SECONDARY LOCKING OF SOCKET CONTACTS, USE POSITION LOCK 794145-2 (1 REQUIRED).
- RECEPTACLE HOUSING AND POSITION LOCK AVAILABLE AS BULK KIT, P/N 794318-1.
- MATES WITH AMP-DUAC/PL™ 4 CIRCUIT HEADERS, RIGHT ANGLE (EX: 794172-2).
- REQUIRES LATCH ASSEMBLY 794150-1 (STANDARD) OR 794149-1 (EXTENDED).
- KEYING PLUG: 794144-1.



METRIC

794152-1  
PART NUMBER

|                                        |                                        |                          |                                                               |
|----------------------------------------|----------------------------------------|--------------------------|---------------------------------------------------------------|
| THIS DRAWING IS A CONTROLLED DOCUMENT. |                                        | DNW AL FRANTUM 12 AUG 04 | <br>Tyco Electronics Corporation<br>Harrisburg, Pa 17105-3508 |
|                                        |                                        | AWF AL FRANTUM 11 AUG 04 |                                                               |
| DIMENSIONS: mm                         | TOLERANCES UNLESS OTHERWISE SPECIFIED: | PRODUCT SPEC             | NAME                                                          |
| 0 PLC ± -                              | 1 PLC ± 0.2                            | 108-1646                 | HOUSING, RECEPTACLE, 4 CIRCUIT, AMP-DUAC/PL POWER CONNECTOR   |
| 2 PLC ± 0.13                           | 3 PLC ± -                              | APPLICATION SPEC         | SIZE                                                          |
| 4 PLC ± -                              | ANGLES ± -                             | 114-6067                 | A1                                                            |
| MATERIAL PBT, UL 94V-0, NATURAL        | FINISH                                 | WEIGHT                   | DRAWING NO                                                    |
|                                        |                                        |                          | 00779                                                         |
|                                        |                                        | CUSTOMER DRAWING         | 794152                                                        |
|                                        |                                        | SCALE NONE               | SHEET 1 OF 1                                                  |
|                                        |                                        |                          | REV F                                                         |